


Snakes and Ladders

High Frequency Words



You will need...

- The Snakes and Ladders Board Game
- A dice
- A counter per player


How to play...

1. Players take it in turns to roll the dice. The player with the highest number goes first, the person with the second highest goes second and so on.
2. The player moves the counter the number of spaces shown on the dice. The player must then read the word on the board.
3. If a player lands on a snake's head, the player's counter slides down to the square at the snake's tail.
4. If a player lands on the bottom of a ladder, the player's counter climbs up to the square at the top of the ladder.
5. The first player to reach the finish is the winner!

old 20	my 21	we 22	were 23	FINISH
to 19	all 18	then 17	could 16	don't 15
with 10	and 11	put 12	look 13	not 14
that 9	children 8	made 7	house 6	come 5
START	the 1	go 2	mum 3	had 4

Snakes and Ladders

High Frequency Words



You will need...

- The Snakes and Ladders Board Game
- A dice
- A counter per player


How to play...

1. Players take it in turns to roll the dice. The player with the highest number goes first, the person with the second highest goes second and so on.
2. The player moves the counter the number of spaces shown on the dice. The player must then read the word on the board.
3. If a player lands on a snake's head, the player's counter slides down to the square at the snake's tail.
4. If a player lands on the bottom of a ladder, the player's counter climbs up to the square at the top of the ladder.
5. The first player to reach the finish is the winner!

got 20	called 21	make 22	time 23	FINISH
like 19	asked 18	I 17	day 16	from 15
no 10	up 11	he 12	by 13	back 14
as 9	are 8	in 7	little 6	can 5
START	will 1	said 2	into 3	too 4

Snakes and Ladders

High Frequency Words



You will need...

- The Snakes and Ladders Board Game
- A dice
- A counter per player


How to play...

1. Players take it in turns to roll the dice. The player with the highest number goes first, the person with the second highest goes second and so on.
2. The player moves the counter the number of spaces shown on the dice. The player must then read the word on the board.
3. If a player lands on a snake's head, the player's counter slides down to the square at the snake's tail.
4. If a player lands on the bottom of a ladder, the player's counter climbs up to the square at the top of the ladder.
5. The first player to reach the finish is the winner!

got 20	down 21	now 22	Mrs 23	FINISH
their 19	me 18	just 17	help 16	they 15
an 10	children 11	your 12	very 13	so 14
but 9	looked 8	some 7	his 6	saw 5
START	be 1	its 2	at 3	see 4

Snakes and Ladders

High Frequency Words



You will need...

- The Snakes and Ladders Board Game
- A dice
- A counter per player


How to play...

1. Players take it in turns to roll the dice. The player with the highest number goes first, the person with the second highest goes second and so on.
2. The player moves the counter the number of spaces shown on the dice. The player must then read the word on the board.
3. If a player lands on a snake's head, the player's counter slides down to the square at the snake's tail.
4. If a player lands on the bottom of a ladder, the player's counter climbs up to the square at the top of the ladder.
5. The first player to reach the finish is the winner!

went 20	when 21	about 22	Mr 23	FINISH
off 19	for 18	people 17	here 16	she 15
have 10	what 11	was 12	I'm 13	this 14
out 9	on 8	dad 7	came 6	big 5
START	you 1	oh 2	at 3	see 4

Snakes and Ladders

High Frequency Words



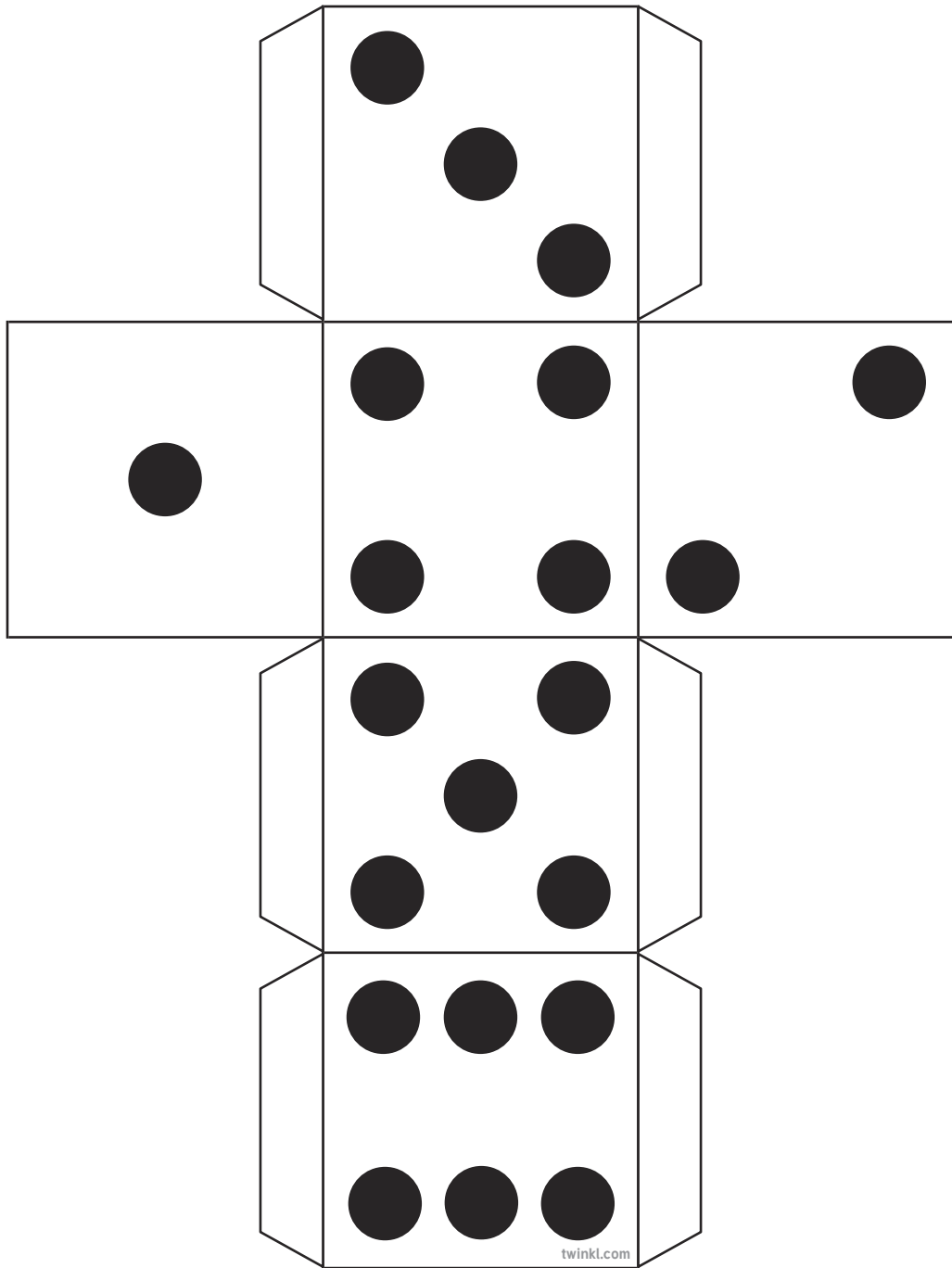
You will need...

- The Snakes and Ladders Board Game
- A dice
- A counter per player

How to play...

1. Players take it in turns to roll the dice. The player with the highest number goes first, the person with the second highest goes second and so on.
2. The player moves the counter the number of spaces shown on the dice. The player must then read the word on the board.
3. If a player lands on a snake's head, the player's counter slides down to the square at the snake's tail.
4. If a player lands on the bottom of a ladder, the player's counter climbs up to the square at the top of the ladder.
5. The first player to reach the finish is the winner!

said 20	too 21	little 22	she 23	FINISH
children 19	back 18	about 17	mum 16	house 15
go 10	with 11	from 12	were 13	there 14
if 9	get 8	to 7	then 6	her 5
START	him 1	of 2	one 3	it 4



twinkl.com

