





# Junior Infants

5<sup>th</sup> – 8<sup>th</sup> May



# May 2020



Sunday	Monday	Tuesday	Wednesday	Thursday	Friday	Saturday
					1	2
3	4	5  Cinco de Mayo Teachers' Day	6	7	8	9
10  Mother's Day	11	12	13	14	15	16
17	18  Victoria Day (Canada)	19	20	21	22	23
24 31	25  Memorial Day	26	27	28	29	30




What day of the week is it today?



# Sound of the Day

ar

Click [here](#) to blend ar words.






# Sound of the Day Activities

1. Learn the new **ar** song (this video has all sounds, ar is the last one if you forward to 1:25 you'll find it here).
2. Read the **ar** words
3. Trace and write the ar sound.
4. Write some ar words. (parents call out words)
5. Now read them and say them like a pirate!



All of the sounds we know so far 😊

s 	a 	t 	i 	p 	n 	ck 	e 
h 	r 	m 	d 	g 	o 	u 	l 
f 	b 	ai 	j 	oa 	ie 	ee 	or 
z 	w 	ng 	v 	oo 	y 	x 	ch 
sh 	th 						ar 



# New Tricky Words

you

your







## Tricky Word Bun Case Game

Parents: Write the tricky words on the base of the bun cases. Call out a tricky word.


Child: Finds the tricky word and stacks it or puts an object in the bun case when they have found the correct word.



# Sound of the Day

qu

Click [here](#) to hear qu words.










# Sound of the Day Activities

1. Learn the new **qu** song.
2. Write the letter **q**.
3. Trace and write the qu sound.
4. Copy these qu words. (quiz, queen, quick)



All of the sounds we know so far 😊

s 	a 	t 	i 	p 	n 	ck 	e 
h 	r 	m 	d 	g 	o 	u 	l 
f 	b 	ai 	j 	oa 	ie 	ee 	or 
z 	w 	ng 	v 	oo 	y 	x 	ch 
sh 	th 	qu 					ar 




# New Tricky Words

you

your



Practise writing the tricky word 'your' in the rainbow colours. Can you say sentences with 'you' and 'your'.



# Parents

- I have linked the calendar (just click on the image). Days of the week was a daily activity in the classroom.
- This is the first time the children have learned the letter q – remind them it's like lots of letters we know already – it starts like a 'c', then bring it up to make 'a' but a 'q' goes underground, similar to 'g', but the tail goes the opposite way and we don't curl it.
- If any of the links don't work here or in the choice boards please let me know.
- In this power point lookout for the links that look like **this**.
- I know that some people don't have printers at home so I have tried to include tasks that don't need them. Most of the worksheets can be written in a copy/page if necessary.

