










Senior Infants

Home learning tasks for 30th March – 3rd April

Phonics

ai ay 	a-e	ee 	ea	ie igh 	y i-e
oa ow 	o-e	ue ew 	u-e	er ir 	ur
or au 	al aw	oi 	oy	ou 	ow

Sound of the Week



ay

Can you think
of any words
that rhyme with
ay?

Sound Activities

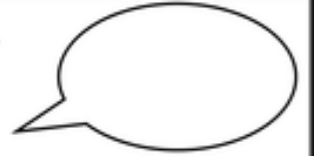
1. Make a list of ay words
2. Write 3 sentences using ay words

Tricky Words

Look



Say



Cover



Write



Check



who

Who is at the door?



where

Where is the crayon?



Tricky Words

When I'm teaching "tricky words" I remind the children that they are naughty words because don't follow the rules. Some of them may have clues but in general we just have to learn to recognise them. Tricky words are also called Sight Words or High Frequency Words.

Jolly Phonics Readers Red Level

- | | | |
|------------------------------|------------------------------|-----------------------------|
| <input type="checkbox"/> I | <input type="checkbox"/> me | <input type="checkbox"/> to |
| <input type="checkbox"/> the | <input type="checkbox"/> we | <input type="checkbox"/> do |
| <input type="checkbox"/> he | <input type="checkbox"/> be | <input type="checkbox"/> of |
| <input type="checkbox"/> she | <input type="checkbox"/> was | |

Jolly Phonics Readers Yellow Level

- | | | |
|-------------------------------|-------------------------------|--------------------------------|
| <input type="checkbox"/> are | <input type="checkbox"/> come | <input type="checkbox"/> there |
| <input type="checkbox"/> all | <input type="checkbox"/> some | <input type="checkbox"/> they |
| <input type="checkbox"/> you | <input type="checkbox"/> said | |
| <input type="checkbox"/> your | <input type="checkbox"/> here | |


Jolly Phonics Readers Green Level

- | | | |
|-------------------------------|---------------------------------|--------------------------------|
| <input type="checkbox"/> go | <input type="checkbox"/> old | <input type="checkbox"/> what |
| <input type="checkbox"/> no | <input type="checkbox"/> like | <input type="checkbox"/> when |
| <input type="checkbox"/> so | <input type="checkbox"/> have | <input type="checkbox"/> why |
| <input type="checkbox"/> my | <input type="checkbox"/> live | <input type="checkbox"/> where |
| <input type="checkbox"/> one | <input type="checkbox"/> give | <input type="checkbox"/> who |
| <input type="checkbox"/> by | <input type="checkbox"/> little | <input type="checkbox"/> which |
| <input type="checkbox"/> only | <input type="checkbox"/> down | |

Jolly Phonics Readers Blue Level

- | | | |
|----------------------------------|---------------------------------|--------------------------------|
| <input type="checkbox"/> any | <input type="checkbox"/> want | <input type="checkbox"/> two |
| <input type="checkbox"/> many | <input type="checkbox"/> saw | <input type="checkbox"/> four |
| <input type="checkbox"/> more | <input type="checkbox"/> put | <input type="checkbox"/> goes |
| <input type="checkbox"/> before | <input type="checkbox"/> could | <input type="checkbox"/> does |
| <input type="checkbox"/> other | <input type="checkbox"/> should | <input type="checkbox"/> made |
| <input type="checkbox"/> were | <input type="checkbox"/> would | <input type="checkbox"/> their |
| <input type="checkbox"/> because | <input type="checkbox"/> right | |

abc's



Alphabetical
Order

Can you put your
family/dolls/teddies in
alphabetical order?

e.g. Sam, Ella, Susan, Billy,
Zack, Ann, Tim

Billy, Ella, Sam, Susan,
Tim, Zack

Maths

- count up to 20 (forwards and backwards) Sometimes I use a ball or teddy and play in pairs i.e. Child 1 starts with 1 and passes the ball to Child 2, they say 2 and pass it back and so on up to 20 and backwards.
- what number comes before 17 etc,
- what number comes after 12 etc.
- order the numbers to 10 (use magnetic numbers, write the numbers on stones, write numbers on paper etc.)
- match numbers with a group of toys/counters/stones etc. (Go outside gather stones, put them into groups 1 - 20, if you have chalk get them to write the numbers beside the group)
- adding to 10 (using concrete materials e.g. pencils/toy cars etc. and drawing pictures, I have 7 lambs and Tara has 3 lambs, altogether we have 10 lambs etc.
- $7 + 3 = 10$

Maths

Revise 2D Shapes

Go on a shape hunt around your house.

If you have a printer complete the Easter themed 2D shape activities.

If not draw an Easter Egg using 2D shapes to design and decorate.

STEM

Revise the nursery rhyme Humpty Dumpty and complete an egg experiment.

Humpty Dumpty



Humpty Dumpty Science Experiments

